

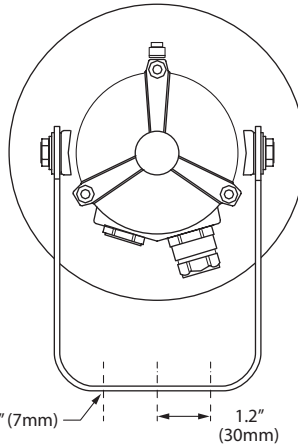
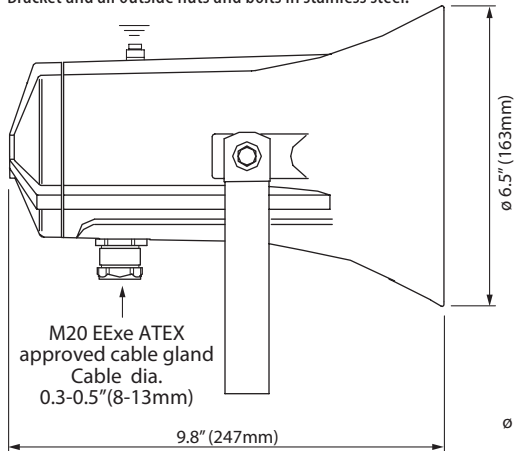


EX and non Ex Cert

ATEX

P-HS-15 EExmN(T)

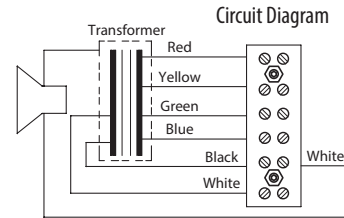
Bracket and all outside nuts and bolts in stainless steel.



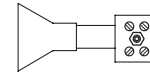
Primary nominal tapings 100 V

From loudspeaker		From loudspeaker	
White to Black		White to White	
Red	Yellow 15.0 W	Red	Yellow 4.0 W
Red	Green 10.0 W	Red	Green 2.6 W
Red	Blue 7.5 W	Red	Blue 2.0 W

8 ohm version available



Low Impedance



Certified by / Certification code / Number: NEMKO / EEx de IIB+H2 T5 / 98 ATEX 201

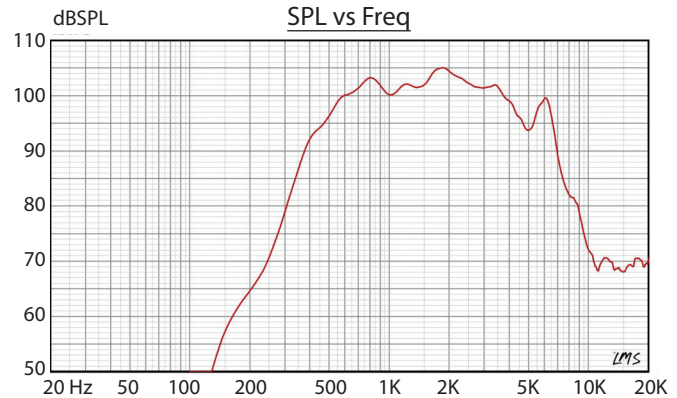


Certified by / Certification code / Number: NEMKO / EEx de IIC T5 / 98 ATEX 201

Specifications

Material / Color	Aluminium alloy / RAL 7031
Mounting	Bracket
Termination	e-chamber, screw terminals
Weight	6.2 lbs (2.8 kg)
IP-rating (UL Equivalent)	67
Max. / min. ambient temperature	140°F / -58°F (60°C / -50°C)
Rated / max. power	15W / 15 W
SPL 1W/1m	105 dB (IIB), 101 dB (IIC)
SPL rated power	116 dB (11B), 113 dB (11C)
Effective freq. range	410 – 7000 Hz (11B), 420 – 7000 Hz (11C)
Dispersion (-6dB) 1kHz / 4kHz	140° / 40° (11B), 105° / 35° (11C)
Options	Impedances, colors, labels

Sound pressure levels at 1W/1m IIB version



Industrial Speakers



ISO 9001 Certified

Guardian Telecom is proud to be a supplier of the full line of DNH loudspeakers. Since 1946 DNH has been a leading manufacturer of one of the world's largest high quality range of loudspeakers for industrial and commercial applications. For off the shelf stock items to tailored products, contact a Guardian sales representative to discuss your specific project needs and the equipment that will meet your demands.

GUARDIAN TELECOM

tough. trusted. true.



Installation, Operation and Maintenance Procedures

- Unscrew lid, lead cable through cable gland and connect to terminal according required power.
- If the Ex-loudspeaker is to be earthed, it must be done correctly using the specially marked screws.
- Tighten cable gland and screw lid back on with 2-3 Nm to assure IP grade.
- Fasten the bracket with 3 screws and ensure to use all washers in the intended position. (To isolate the main body from the bracket).
- To change the position of the loudspeaker adjust the bracket by loosening / tightening the screws as required.
- Use only certified/specified cable glands and blanking plugs.
- The aluminum surface of the loudspeaker should be regularly treated with paint at the same interval as with other similar outdoor equipment.
- For optimum performance, always use the correct voltage / power and operate within the frequency limits as stated.
- **Do not** open loudspeaker when energized.
- This loudspeaker is supplied with a 2 year warranty against defective workmanship.



The Manufacturer reserves the right to alter specifications without notice.



GUARDIAN TELECOM, a division of CIRCA ENTERPRISES INC.
Calgary, Alberta, Canada
Telephone: 403 258 3100 Facsimile: 403 255 2595
1 800 363 8010 (North America)
info@guardiantelecom.com | www.guardiantelecom.com

Circa